


La creación de Dios

K - 1



Curriculum Bíblico

Guía de Estudio
para
LA CREACION DE DIOS
Currículum Bíblico K-1

por
Debbie Yonke

Editora: Ann Floyd

Especialista de desarrollo instructivo: Kathleen S. Jingling

Ilustraciones: Clinton H. Davis

Coordinador de diagramación: Fred Rothganger

Preparado en cooperación con el personal
de la Oficina Internacional de Global University



Global University
1211 South Glenstone Avenue
Springfield, Missouri 65804
USA

Las citas bíblicas son de la versión Reina-Valera,
revisión de 1960.

Primera Edición 1994

© 1994 ICI University, a division of Global University
All Rights Reserved


B1K10S-10
ISBN 1-56390-489-6


Nota a los padres

Gracias por ocuparse activamente en el proceso de crecimiento de su hijo. Los niños deben desarrollarse mental, física, espiritual y socialmente. La Biblia nos dice que “Jesús crecía en sabiduría y en estatura, y en gracia para con Dios y los hombres” (Lucas 2 :52). Este programa ha sido diseñado para ayudar a su hijo a crecer espiritualmente.


Hay varios usos de este programa bíblico: en la escuela, en la iglesia, y en el hogar. Usted podría ayudar a su hijo a completar algunas páginas de la Guía de estudio tales como tareas escolares domésticas de la clase o del grupo a que él esté asistiendo. Esto dará a usted como padre la magnífica oportunidad de repasar con su hijo los principios bíblicos que se exponen en ese grupo. Puede que usted haya seleccionado estos materiales para usarlos en su propio hogar en forma de estudio devocional para la familia. La Guía del maestro lo ayudará con ideas adicionales de la lección y respuestas a las actividades de la Guía de estudio.


Al final de esta unidad hay un examen y un formulario de evaluación que el alumno deberá completar. Ambos lo ayudarán a evaluar tanto la comprensión de la unidad como su actitud o disposición respecto de los materiales y las técnicas de instrucción. El líder del grupo recogerá estos sea que su hijo estudie en una clase o en una iglesia dada. Si su hijo está completando este curso con usted o estudiando independientemente, estos formularios pueden ser enviados por correo a la Oficina Internacional de la Universidad ICI. La dirección postal de esta institución se haya impresa en la primera página del lado interior de la portada de esta Guía de estudio.







Día 1














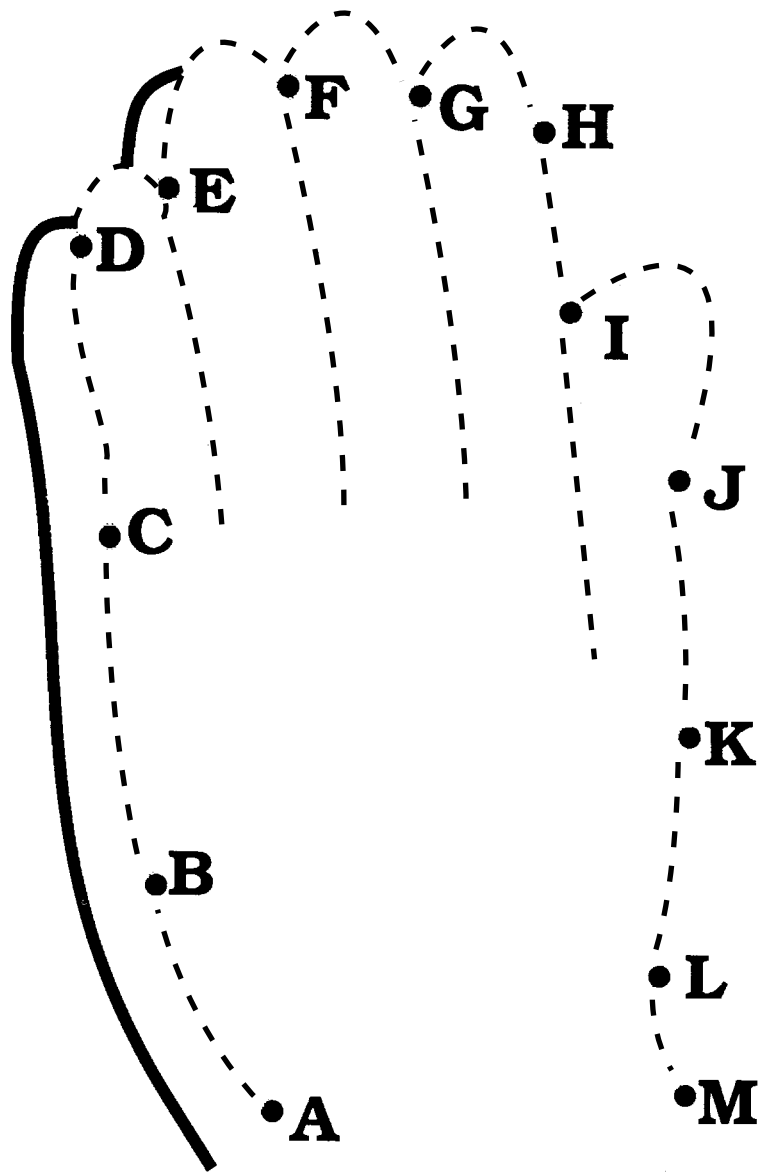
Día

2





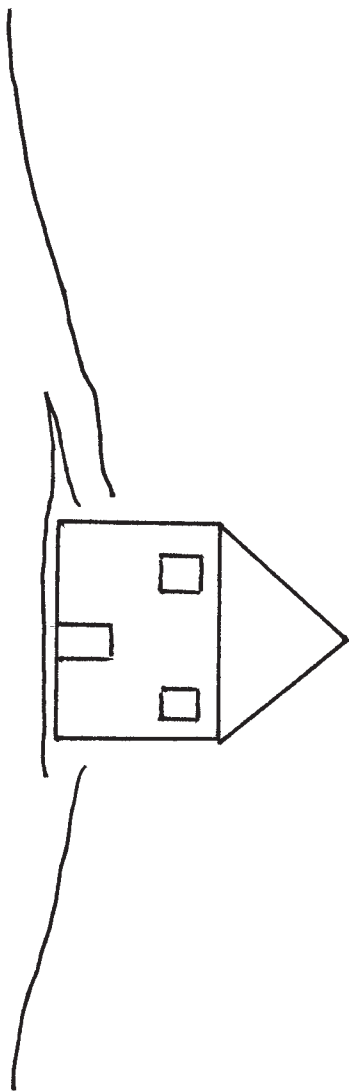
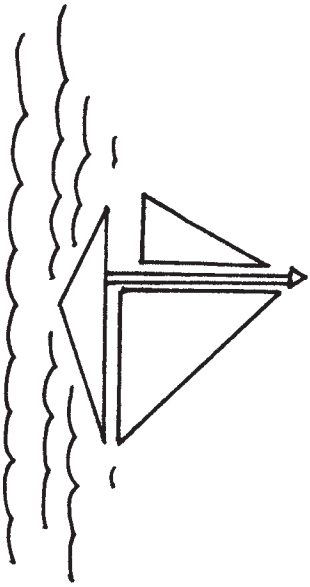






Gracias a ti,

**Dios, por crear los cielos
y la tierra.**


Dios hizo la tierra y el mar.




¿Cuántos




?




Dios hizo la
tierra.





Dios hizo el
mar.





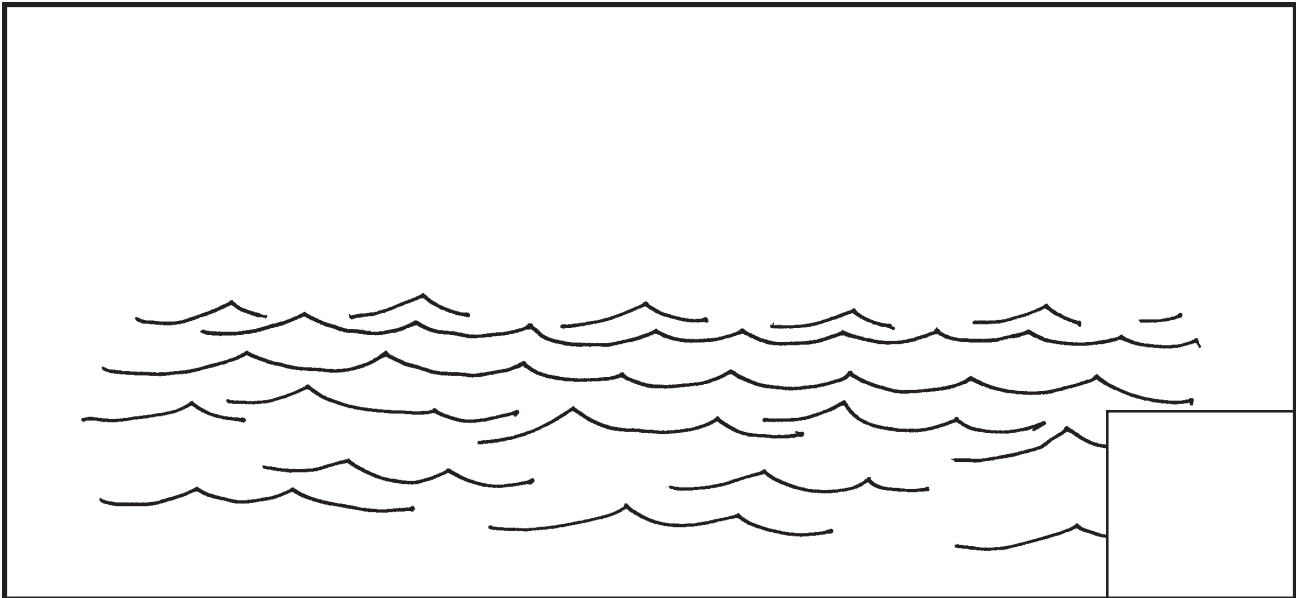
**Gracias a ti, Dios,
por la tierra y el mar.**






Día 3











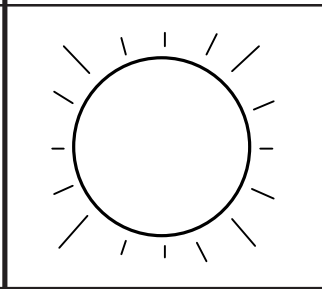

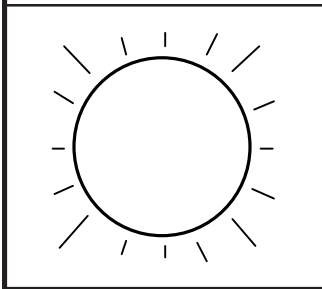



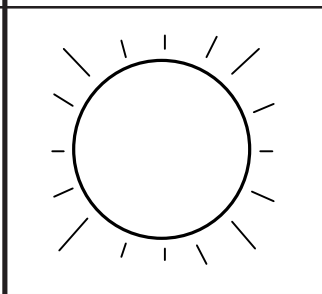

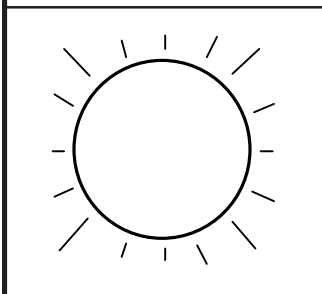


**Dios hizo los árboles
y la hierba.**


Génesis 1:11



Día









Sol

Luna






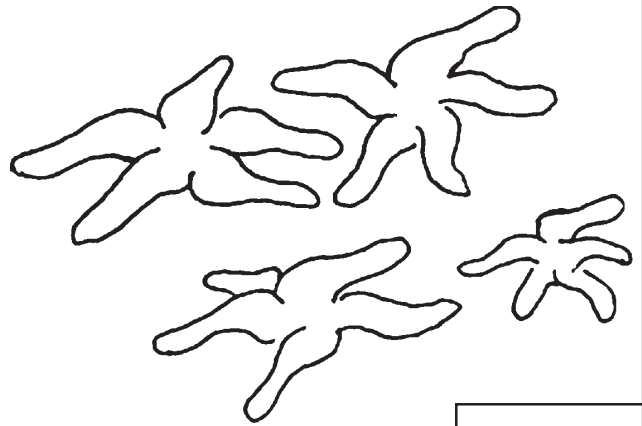
Estrella






lluvia




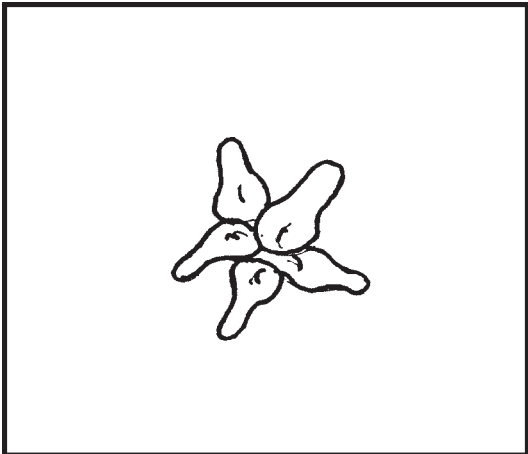




**En el
quinto día
Dios creó
las aves y
los peces.**





**Dios creó
las aves.**

¿Cuántas aves?








Dios creó las

AVES



y los

PECEES.

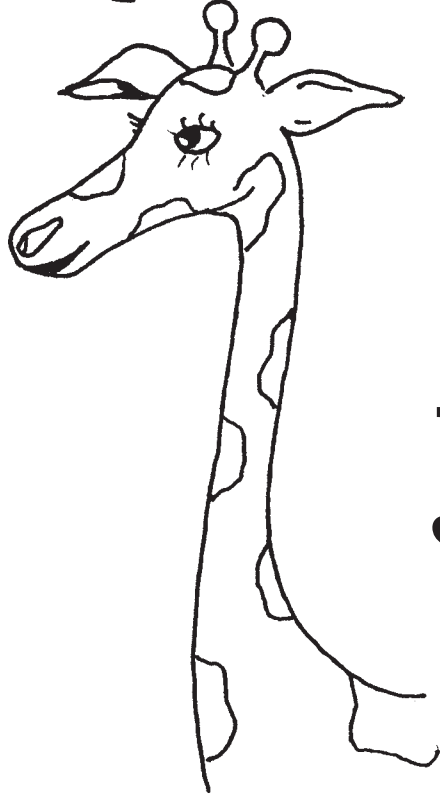




Día



grande










y

pequeño








**¡Dios ha
creado todo!**

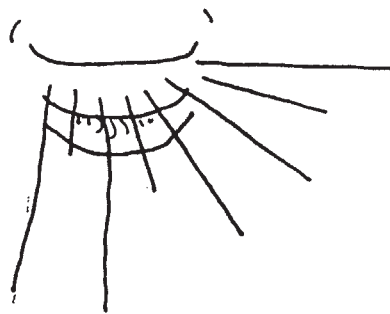
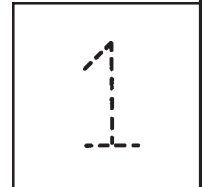




"Cada uno según su especie..."







Entonces Jehová Dios formó al hombre del polvo de la tierra, y sopló en su nariz aliento de vida, y fue el hombre un ser viviente.


Génesis 2:7

Y creó Dios al hombre a su imagen.

Génesis 1:27

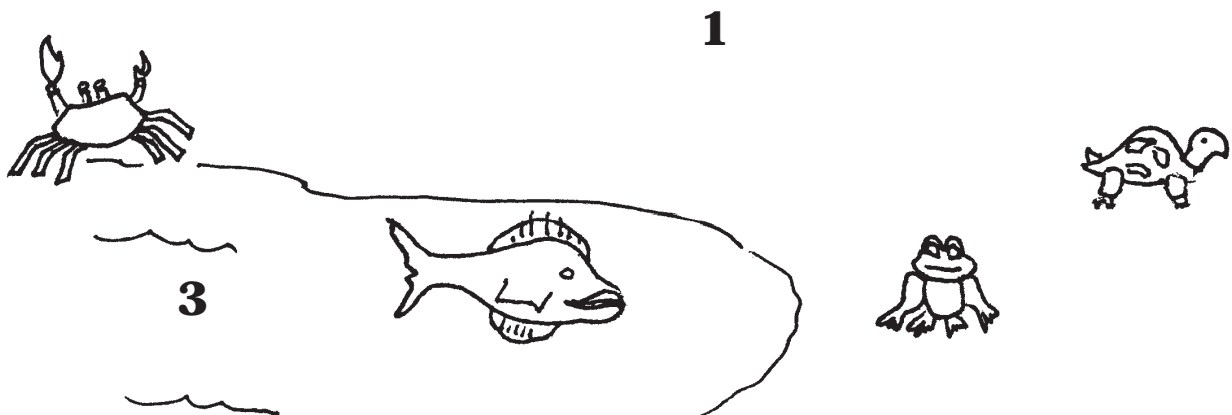



¡Soy especial, también!





Adán Eva














Puedo ser un ayudador.

Dios reposó en el séptimo día.

Exodo 20:11






cantar




aplaudir




orar


**Gracias,
Dios, por
la creación.**



1 2 3 4 5




1 2 3 4 5



1 2 3 4 5




1 2 3 4 5




1 2 3 4 5

Gracias, Señor, por...




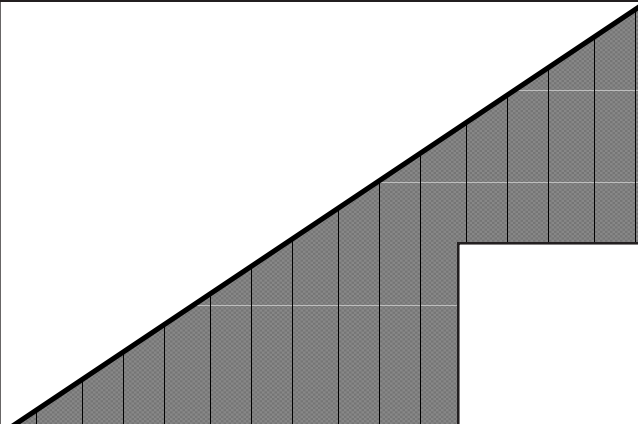

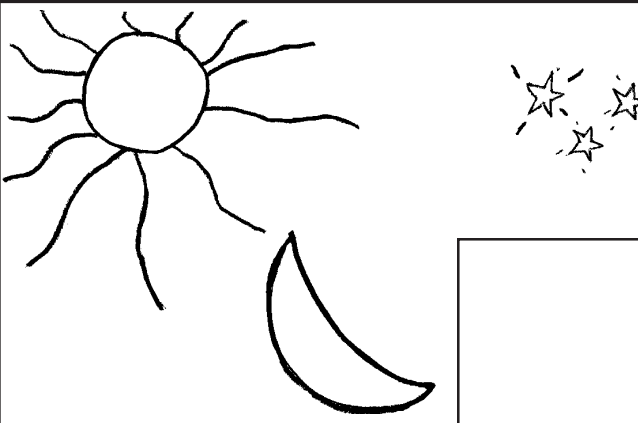

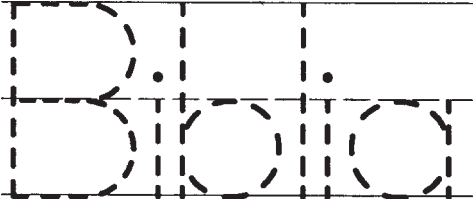


Lista de Versículos clave K-1

1. Génesis 1:3 “Y dijo Dios: Sea la luz.”
2. Génesis 1:1 “En el principio creó Dios los cielos y la tierra.”
3. Génesis 1:10 “Y llamó Dios a lo seco Tierra, y a... las aguas llamó Mares.”
4. Génesis 1:11 “Después dijo Dios: Produzca la tierra... hierba verde, árbol de fruto.”
5. Génesis 1:16 “E hizo Dios las dos grandes lumbreras... hizo también las estrellas.”
6. Génesis 1:20 “Dijo Dios: Produzcan las aguas seres vivientes, y aves que vuelen sobre la tierra.”
7. Génesis 1:25 “E hizo Dios animales.”
8. Génesis 1:27 “Y creó Dios al hombre a su imagen.”
9. Génesis 2:22 “Jehová Dios... hizo una mujer.”
10. Exodo 20:11 “Y reposó en el séptimo día.”











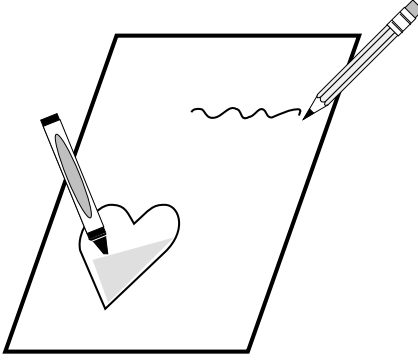











Examen

Comentarios del alumno

• Favor de evaluar este curso por colorear un rostro para cada ítem.

Los tres rostros significan: 😊 bueno 😐 normal ☹️ malo

<p>el curso entero</p> 	  	<p>el maestro</p> 	  
<p>las actividades escritas</p> 	  	<p>las lecciones bíblicas</p> 	  
<p>las actividades del grupo</p> 	  	<p>el examen</p> 